

S.D. Public School
Summer Holidays Homework
Class IV (Session 2022-23)

Dear Parents,

Vacation is a welcome break! So why not utilize this golden period for family reunion and reiterate your family ties with your kids and relatives. Gear up and utilize your time in the best possible manner. Go ahead with some unique fun activities with your kids. Let's cheer for the 3R's- Rejuvenation, Relaxation and Rebonding!



'Summers are fun'

The wonderful activities of Summer,

Surfing and swimming

Playing in the Sun,

And Oh the wonderful foods of Summer

Shakes and Ice-creams,

We've barely begun.

Yet, the most wonderful things of summer

Are family and friends

Having lots of fun.



GUIDELINES FOR HOLIDAY HOMEWORK

Label your Holiday Homework and submit it in a handmade folder, put in an eco-friendly paper bag. Revise the syllabus for all the subjects done till the month of May.

Here are few tips for you to follow –

- Play simple games like scrabble, Chess, Atlas, Word building.
- Assign a permanent workplace and a work-time. This brings in discipline in your life.
- Inculcate good manners – 4 magic words ‘Please, Thank you, Excuse me, Sorry’ – Use them and see the difference.
- Help your mother to keep the house clean. Do small household jobs like dusting, watering the plants, laying dinner table and so on.
- Go out for morning walk, talk about things you see around.
- Practice tying your skate laces.
- Keep your room clean and well organized.
- Encourage your child to take up yoga or any other form of healthy activity.
- Always speak in English with your family members and friends.

Most importantly, we have to remain safe during the spread of this CoronaVirus pandemic and we can do so by following some thumb rules like :

- ❖ **Wash your hands with soap and water for 20 seconds.**
- ❖ **Sanitize your surroundings regularly.**
- ❖ **Wear a mask and gloves.**
- ❖ **Maintain social distance.**
- ❖ **Stay inside your homes to stays afe.**





बीष्मावकाश कार्य (कक्षा चौथी)

(नोट: सारा कार्य स्क्रीप फाइल में करना है | इनके अंक प्रथम मूल्यांकन परीक्षा में जोड़े जायेंगे |)

1. दिए गए व्याकरण के शीर्षकों के पाँच-पाँच शब्द A-3 शीट पर सुन्दर लेख में लिखिए।

रोल न.-1 से 5 - एक वचन

रोल न.-21 से 25 लिखित भाषा के उदाहरण

रोल न.-6 से 10 - बहु वचन

रोल न.-26 से 30 मौखिक भाषा के उदाहरण

रोल न.-11 से 15 स्त्रीलिंग

रोल न.-31 से 35 पाँच विलोम शब्द

रोल न.-16 से 20 पुल्लिंग

रोल न.-36 से 40 पाँच पर्यायवाची शब्द

2. प्रेमचंद की कहानी 'ईदगाह' पढ़िए तथा कहानी का संक्षिप्त रूप लिखिए | कहानी के मुख्य पात्र **हामिद** तथा **अमीना** का चित्र बना कर उनकी दो-दो विशेष बातें (विशेषताएँ) भी लिखिए |

3. पुराने अखबार / पत्र / पत्रिकाओं में से अपनी कॉपी पर पाँच चित्र काटकर अलग-अलग पेजों पर चिपकाओ तथा उनका वर्णन 50 शब्दों के अनुच्छेद के रूप में करिए |

4. अपने माता-पिता के साथ किसी संग्रहालय की सैर करिए और उसकी सचित्र रिपोर्ट लिखिए कि आपने वहाँ क्या-क्या देखा ?

(संग्रहालयों की सूची <https://www.treebo.com/blog/museums-in-delhi/>)





कौन क्या बनेगा?

स्कूल में और घर के पड़ोस में आपके कई मित्र होंगे। उनसे बातें करके पता कीजिए कि वे क्या करना चाहते हैं, क्या बनना चाहते हैं। नीचे दी गई सूची में लिखिए—

नाम	क्या बनना चाहता है
.....
.....
.....
.....

- नीचे दिए गए चित्रों की सहायता से सोचकर एक कहानी बनाइये तथा लिखिए





Few guidelines to make your summer break fruitful.

- ❖ **Wake up early in the morning and do exercise/Yoga.**
- ❖ **Wish the elders every morning and before going to bed at night.**
- ❖ **Eat meals together with the family. Utilize this time to discuss the news and other happenings of the day.**
- ❖ **Help your mother daily to do simple household tasks around the house e.g. laying table, watering plants etc.**
- ❖ **Be kind to birds and animals. Keep a bowl of water for birds in a shady area.**

Activity-I

Read newspaper daily and stay updated with the current events, stories and useful information. **Paste newspaper cuttings of any 15 Sports News on an A3 size sheet.**



Activity-II

Try making sock puppets at home using materials such as old pieces of cardboard, rough pieces of paper, coloured pens and rough fabric. Refer to activity given on page no.-45

<https://www.youtube.com/watch?v=Vxrdk8G3QOI>

- **Learn and revise the work done in class for assessments to be conducted after vacations.**



Q1. Write a paragraph on HEALTHY FOOD VS JUNK FOOD

Do it on an A4 size sheet. Make it attractive by pasting or drawing pictures of healthy and junk food.

Take the following points into consideration

- What are healthy foods?
- What are junk foods
- Harmful effects of junk food
- How does it affect your physical, mental and social health.

Q2. Play online game from the given link and take the screenshot of the score.

<https://wordwall.net/en-us/community/noun-game>

Q3. Below is a list of 3 apps we recommend for language learners to improve their pronunciation



Q4. Do ANY ONE of your choice!

>Prepare beautiful collage on Singular plural.

>Prepare cutouts of Countable and uncountable nouns using A-3 size sheet.

>Puzzle game / an attractive poster (on an A3 sheet) on Antonyms.

Q5. Do one page of cursive handwriting daily. (In rough notebook)

Q6. 1. Learn a new word everyday.

2. Write whether it's a noun, adjective or a verb.

3. Frame a sentence from it and add a conjunction to it.

4 Add a punctuation mark to it (full stop, comma, exclamation or question mark)

Ex-delicious-adjective

Sounds: The Pronunciation App



MATH WORKSHEET

BRAINGYM



General Instructions:

- Submit your work in a file/folder with a cover page. Present your work neatly.
- Solve the questions in the worksheet itself, in space provided for each question. Use the perforated sheets if required.
- Manage your work in such a way that a little work is done every day to avoid piling it for the last moment.
- Revise all the syllabus done so far.
- Do the Pages 34-36 in your Maths activity book.

**Enjoy your
holidays!!**

Q1. The letters S and T stand for numbers. If $S - 100 = T - 100$, which expression is true?

- (a) $S = T$ (b) $S > T$ (c) $S = T + 100$ (d) $S < T$

Q2. Tina had four numbers. She used each number only once to make a larger number.

7 9 4 5

If Tina put the 9 in the ten's place, what would be the largest number she could make ?

- (a) 7, 954 (b) 7, 549 (c) 7, 594 (d) 9, 754

Q3. Which one of the following is different from others ?

- (a) 10 tens (b) 100 tens (c) 100 lakh (d) 1000 lakh

Q4. 46980 , 49480 , _____ , 54480

- (a) 50480 (b) 52980 (c) 53480 (d) 51980

Q5. The number is a 5- digit number. The value at ONES and TENS place is the highest single digit number. The HUNDREDS place is double of THOUSANDS place. THOUSANDS place is double of TEN THOUSANDS place and TEN THOUSANDS place is number 2. Write the numeral.

Ans.


Q6. Make the following pizzas using pencil crayons as indicated:

Tomato = Red part

Capsicum = Green part

Mushrooms = Yellow part

$\frac{1}{4}$ tomato , $\frac{1}{2}$ plain , $\frac{1}{4}$ capsicum



Q7. Fun With Maths:

1. Observe the starting number in the table.
2. You have to change each digit into a zero in few turns as possible.
3. You can use only a digit key once and zero key as often as you wish.
The only operation is addition.

STARTING NUMBERS	KEY PRESSES	DISPLAY
123456	+ 4	123460
	+40	123500
	+500	_____
	_____	_____
	_____	_____

Find the final number _____

Now, make your own table using any six digit number.

STARTING NUMBERS	KEY PRESSES	DISPLAY

Q8. In each box, there are sets of three adjacent numbers that can be used to form multiplication sums or division sums. The sets can be arranged horizontally, vertically or diagonally. Circle each set that you find.

12	8	24
÷		
32	4	8
	=	
6	÷	2
	=	3

10	2	20
9	4	36
5	8	40

20	27	36
5	9	45
4	3	12

Have you found 6 sets here?

Have you found 4 sets here?

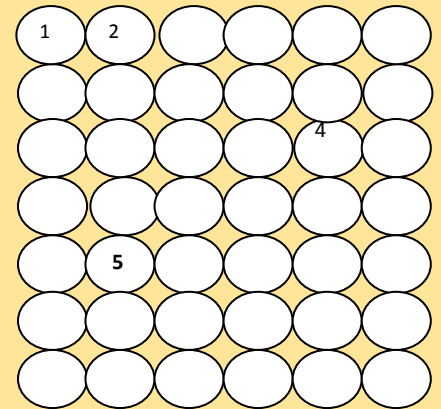
Q9. Complete the puzzle with the help of the given clues:

ACROSS

1. Six thousand four hundred thirty two
4. 6 times 10
5. Round off 80,398 to the nearest thousand.
6. Four lakh twelve thousand one hundred eighty.

DOWN

1. Sixty- eight thousand nine hundred three
2. Round off 3772 to the nearest hundred
3. Predecessor of 101.
4. 6 hundreds + 5 ones.
5. Which is smaller—8,901 or 9,801?



PROJECT 1. (For Roll Nos. 1-10)

Choose any 3 D shape and make it with the help of its net. On an A 3 size sheet explain its details creatively with pictures.

PROJECT 2. (For Roll Nos. 11-20)

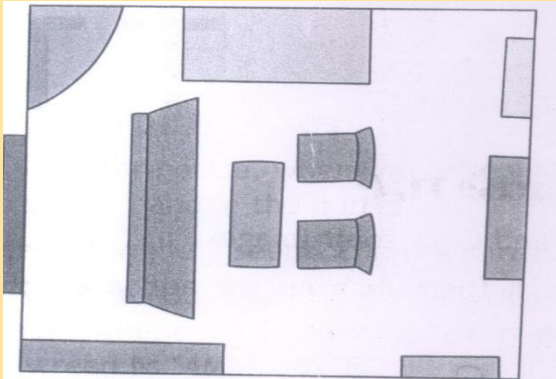
Visit departmental store and prepare three different lists of the items measured in Kg and g , ℓ and ml , m and cm on a coloured A3-sized sheet.

PROJECT 3. (For Roll Nos. 21-30)

Write the numbers 0 to 9 in big size on a chart paper and identify which of them are symmetrical. Also, draw the lines of symmetry for each symmetrical letter.

PROJECT 4. (For Roll Nos. 31 onwards)

There are two rooms. One is furnished to guide you to furnish the other room according to your personal room geography.



Sample Room



Your Room

First draw the sketch of your study room. Now answer these questions.

1. When you enter from main door, your study table lies on _____ (right/ left)
2. You are having some useful items like _____, _____, _____ and _____ on your study table.
3. The window falls on _____ (right / left) side of the study table.
4. When you look out from the window, you see _____, _____, _____, _____, _____, _____, _____, _____, _____
5. What looks very special to you in your room? _____
6. How much time do you spend in your study room? Write according to your time table, if any. If not, make a new time table.

Time

What you do



Enjoy your summer vacations !!!!

May God protect you all from very evil and bless you with sound health and bundle of joyful moments. I hope to see you all ever smiling after summer break.

Blessings and regards!

Class Teacher